


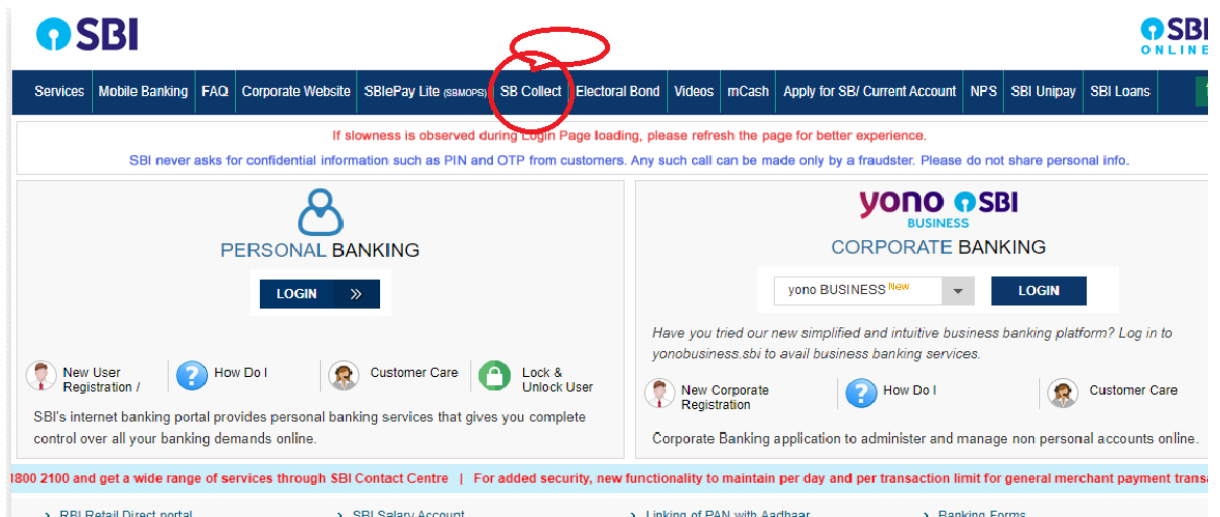
Procedure for Payment of Fees using SBI Collect

1) Go to SBI Collect - State Bank of India

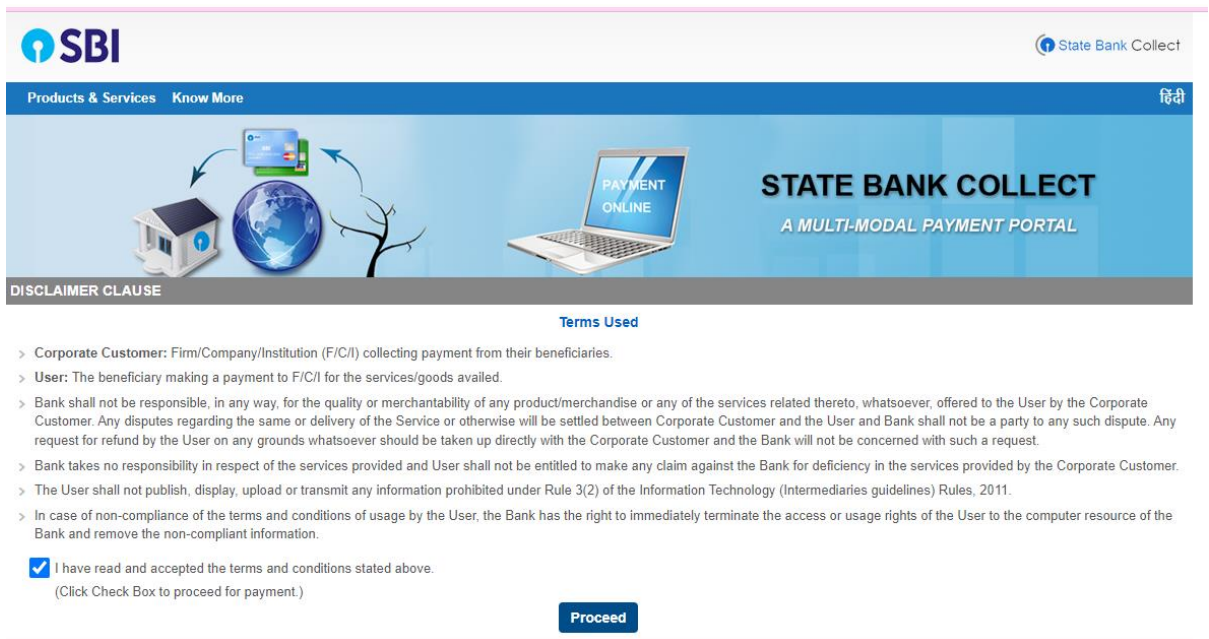
www.onlinesbi.com



2) Click SB Collect



3) Click Check Box to proceed for payment



The screenshot shows the SBI State Bank Collect payment portal. At the top, there is the SBI logo and the text 'State Bank Collect'. Below this, there is a navigation bar with 'Products & Services' and 'Know More'. The main banner features a globe, a laptop displaying 'PAYMENT ONLINE', and the text 'STATE BANK COLLECT A MULTI-MODAL PAYMENT PORTAL'. Below the banner, there is a 'DISCLAIMER CLAUSE' section with a 'Terms Used' link. The disclaimer text includes several points regarding the bank's responsibility and the user's obligations. A checkbox is checked, indicating that the user has read and accepted the terms. A 'Proceed' button is located at the bottom of the disclaimer section.

SBI State Bank Collect

Products & Services Know More हिंदी

STATE BANK COLLECT
A MULTI-MODAL PAYMENT PORTAL

DISCLAIMER CLAUSE

[Terms Used](#)

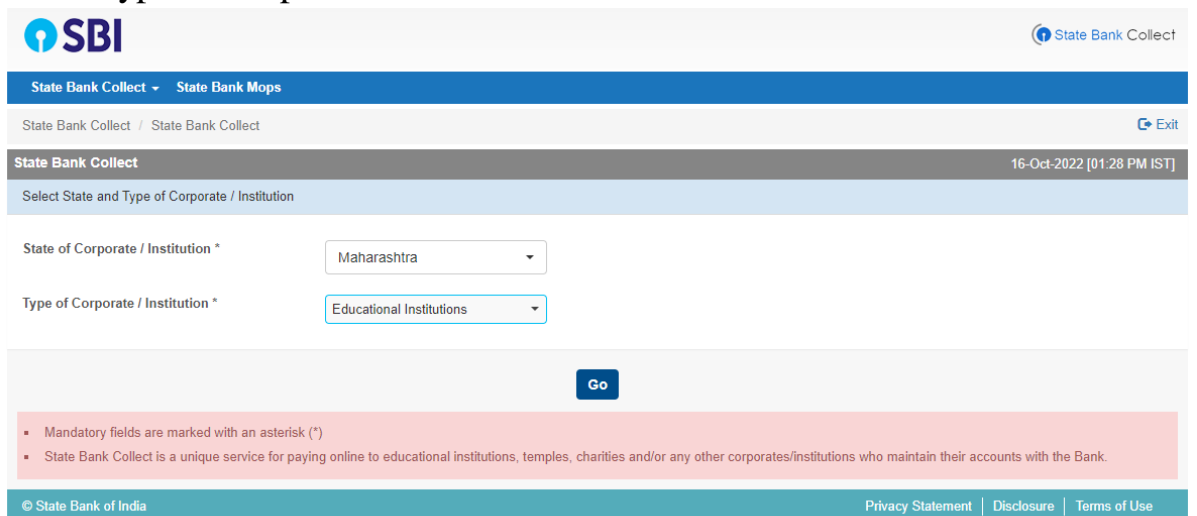
- > **Corporate Customer:** Firm/Company/Institution (F/C/I) collecting payment from their beneficiaries.
- > **User:** The beneficiary making a payment to F/C/I for the services/goods availed.
- > Bank shall not be responsible, in any way, for the quality or merchantability of any product/merchandise or any of the services related thereto, whatsoever, offered to the User by the Corporate Customer. Any disputes regarding the same or delivery of the Service or otherwise will be settled between Corporate Customer and the User and Bank shall not be a party to any such dispute. Any request for refund by the User on any grounds whatsoever should be taken up directly with the Corporate Customer and the Bank will not be concerned with such a request.
- > Bank takes no responsibility in respect of the services provided and User shall not be entitled to make any claim against the Bank for deficiency in the services provided by the Corporate Customer.
- > The User shall not publish, display, upload or transmit any information prohibited under Rule 3(2) of the Information Technology (Intermediaries guidelines) Rules, 2011.
- > In case of non-compliance of the terms and conditions of usage by the User, the Bank has the right to immediately terminate the access or usage rights of the User to the computer resource of the Bank and remove the non-compliant information.

I have read and accepted the terms and conditions stated above.
(Click Check Box to proceed for payment.)

Proceed

4) Select State of Corporate/ Institution *: Maharashtra

Select Type of Corporate/ Institution *: Educational Institutions



The screenshot shows the SBI State Bank Collect payment portal. At the top, there is the SBI logo and the text 'State Bank Collect'. Below this, there is a navigation bar with 'State Bank Collect' and 'State Bank Mops'. The main content area shows the selection of State and Type of Corporate/ Institution. The 'State of Corporate/ Institution' dropdown menu is set to 'Maharashtra' and the 'Type of Corporate/ Institution' dropdown menu is set to 'Educational Institutions'. A 'Go' button is located below the dropdown menus. A red banner at the bottom of the form contains a warning message: 'Mandatory fields are marked with an asterisk (*)' and 'State Bank Collect is a unique service for paying online to educational institutions, temples, charities and/or any other corporates/institutions who maintain their accounts with the Bank.' The footer contains the text '© State Bank of India' and links for 'Privacy Statement', 'Disclosure', and 'Terms of Use'.

SBI State Bank Collect

State Bank Collect State Bank Mops

State Bank Collect / State Bank Collect Exit

State Bank Collect 16-Oct-2022 [01:28 PM IST]

Select State and Type of Corporate / Institution

State of Corporate / Institution * Maharashtra

Type of Corporate / Institution * Educational Institutions


Go

Mandatory fields are marked with an asterisk (*)
State Bank Collect is a unique service for paying online to educational institutions, temples, charities and/or any other corporates/institutions who maintain their accounts with the Bank.

© State Bank of India Privacy Statement | Disclosure | Terms of Use

Click Go

5) Select Educational Institutions Name: Government College of Engineering, Amravati

 State Bank Collect

State Bank Collect ▾ State Bank Mops

State Bank Collect / State Bank Collect [Exit](#)

State Bank Collect 16-Oct-2022 [01:29 PM IST]

Select from Educational Institutions


Educational Institutions Name *

Mandatory fields are marked with an asterisk (*)

© State Bank of India [Privacy Statement](#) | [Disclosure](#) | [Terms of Use](#)

Click Submit


6) Select Payment category: College Fees

 State Bank Collect

State Bank Collect ▾ State Bank Mops

State Bank Collect / State Bank Collect [Exit](#)

State Bank Collect 16-Oct-2022 [01:30 PM IST]

 GOVERNMENT COLLEGE OF ENGINEERING AMRAVATI
KATHORA NAKA , AMRAVATI-444604

Provide details of payment


Select Payment Category *

Mandatory fields are marked with an asterisk (*)

- The payment structure document if available will contain detailed instructions about the online payment process.
- Date specified(if any) should be in the format of 'ddmmyyy'. Eg., 02082008

© State Bank of India [Privacy Statement](#) | [Disclosure](#) | [Terms of Use](#)


7) Fill all details and click submit

 State Bank Collect

State Bank Collect - State Bank Mops


State Bank Collect / State Bank Collect Exit

State Bank Collect 16-Oct-2022 [11:32 PM IST]





GOVERNMENT COLLEGE OF ENGINEERING AMRAVATI
KATHORA NAKA, , AMRAVATI-444604

Provide details of payment

Select Payment Category *	COLLEGE FEES ▾
STUDENT NAME *	<input type="text"/>
STUDENT ID	<input type="text"/>
DATE OF BIRTH *	<input type="text"/> 
MOBILE NUMBER *	<input type="text"/>
COURSE *	--Select COURSE-- ▾
SEMESTER / YEAR *	--Select SEMESTER / YEAR ▾
TUITION FEE ₹	<input type="text"/>
DEVELOPMENT FEE ₹	<input type="text"/>
OTHER FEE ₹	<input type="text"/>
EXAM FEE ₹	<input type="text"/>
MISC	<input type="text"/>
Remarks	<input style="height: 40px;" type="text"/>

Please enter your Name, Date of Birth (For Personal Banking) / Incorporation (For Corporate Banking) & Mobile Number.
This is required to reprint your e-receipt / remittance(PRP) form, if the need arises.

Name *	<input type="text"/>
Date Of Birth / Incorporation *	<input type="text"/> 
Mobile Number *	<input type="text"/>
Email Id	<input type="text"/>
Enter the text as shown in the image *	<input type="text"/>
Select one of the Captcha options *	
<input checked="" type="radio"/> Image Captcha <input type="radio"/> Audio Captcha	
	

- Mandatory fields are marked with an asterisk (*)
- The payment structure document if available will contain detailed instructions about the online payment process.
- Date specified(if any) should be in the format of 'ddmmYYYY'. Eg., 02082008
- For Amount fields, only numbers are allowed and for free text fields (mandatory), following special characters are allowed: . / @ - _ &

© State Bank of India Privacy Statement | Disclosure | Terms of Use

e. g.

The screenshot displays the SBI State Bank Collect interface. At the top, there is a navigation bar with the SBI logo and 'State Bank Collect' text. Below this, a header section identifies the institution as 'GOVERNMENT COLLEGE OF ENGINEERING AMRAVATI' located at 'KATHORA NAKA, AMRAVATI-444604'. A sub-header prompts the user to 'Provide details of payment'. The main form area contains several fields for payment details:

- Select Payment Category ***: COLLEGE FEES (dropdown)
- STUDENT NAME ***: Ravi V Mante
- STUDENT ID**: ME22600001
- DATE OF BIRTH ***: 15/10/1996
- MOBILE NUMBER ***: 9372793685
- COURSE ***: M.TECH. (dropdown)
- SEMESTER / YEAR ***: I (dropdown)
- TUITION FEE ₹**: 15000
- DEVELOPMENT FEE ₹**: 39850
- OTHER FEE ₹**: 26000
- EXAM FEE ₹**: 2500
- MISC**: 1254
- Remarks**: (empty text area)

Below the form, a note states: 'Please enter your Name, Date of Birth (For Personal Banking) / Incorporation (For Corporate Banking) & Mobile Number. This is required to reprint your e-receipt / remittance(PAP) form, if the need arises.' This is followed by a summary section with the following fields:

- Name ***: Ravi V Mante
- Date Of Birth / Incorporation ***: 15/10/1996
- Mobile Number ***: 9372793685
- Email Id**: mante.ravi@gmail.com

8) Confirm detail and Click on confirm

9) Select payment option and pay fees

State Common Entrance Test | CRUDEOIL17071 | sbi collect - Google Search | OCeE Amravati | State Bank MOPS | online.sbi.sbi/collect/payment/mopspage.htm

STATE BANK COLLECT MULTI OPTION PAYMENT SYSTEM

Net Banking

State Bank of India Bank Charges: Rs 11.8 CLICK HERE	Other Banks Internet Banking Bank Charges: Rs 17.7 CLICK HERE
---	--

Card Payments

This payment mode is not available between 23:30 hours IST and 00:30 hours IST

Rupay Debit Card Bank Charges: Rs 0.0 CLICK HERE	Credit Cards Bank Charges: Rs 998.33 CLICK HERE	Prepaid Card (Incl Rupay PPC) Bank Charges: Rs 1098.16 CLICK HERE
Foreign Card Bank Charges: - NOT ENABLED		

Other Payments Modes

UPI is not available between 22:30 hours IST and 23:30 hours IST

UPI Bank Charges: Rs 0.0 CLICK HERE	NEFT/RTGS Bank Charges: Rs 15.0 CLICK HERE	SBI Branch Bank Charges: Rs 59.0 CLICK HERE
--	---	--

Type here to search | 30°C Partly sunny | 13:47 16-10-2022